

Large Capacity Laboratory Sterilizer With Dryer

SM520/530/820/830

Operating temp. range 105~135°C

Max. operational pressure 0.255 MPa

Internal capacity 50L (SM520/530) 80L (SM820/830)

Large Capacity, High Performance, Fully automatic sterilization from start to finish with high pressure steam sterilization and drying steps



- Interactive keypad input (touch panel) allows committing sterilization settings (time & temperature) to memory
- 7" interactive touch screen
- Suitable for protein modification at the maximum operating temperature of 135°C
- Easy settings and operation modes for a multitude of sterilization process
- Increased safety and function list including forced cooling and memory functions
- Equipped with multiple safety locking mechanism for the lid
- Comes with large capacity (11L) heat resistant stainless steel container
- Alarm buzzer sounds when high or low pressure error occurs

Specifications

Model		SM520	SM530	SM820	SM830
System		Automatic high pressure steam sterilization			
Operating temperature	Sterilize	105 to 135°C			
	Liquefy	60 to 110°C			
	Retain Temp.	45 to 60°C			
	Preheat temp.	45 to 80°C			
	Dry	135 to 150°C			
Operating Ambient Temp.		5 to 35°C			
Maximum pressure capacity		0.255MPa			
Heating	Sterilize Pipe	1000W ×2			
	Drying Pipe	110V/295W×2, 110V/455W×2	110V/295W×2, 110V/455W×2	110V/275W ×2, 110V/625W ×2	110V/275W ×2, 110V/625W ×2
Temp. controller		PID controlled by microprocessor			
Temp. setting / display		Touch panel			
Timer / Timer resolution		Range: 0 or 1min to 99h59min / 1 min.			
Safety Device		Sterilize sensor error, sterilize SSR short circuit, dry sensor error, dry SSR short circuit, sterilize heater disconnection, dry heater disconnection, water level detection (liquid expansion method), independent chamber overheat protection, cover unlock error, chamber over pressure protection, under pressure protection, warning about setting error in cooling water container, memory error, pressure switch (0.25MPa), pressure safety valve (0.255MPa)			
Internal dimensions (ID.xD)		370 x 470mm		370 x 750mm	
External dimensions (WxDxH)		520 x 660 x 881mm		520 x 660 x 1161mm	
Internal capacity		50L		80L	
Power source (50/60Hz)	Voltage	AC100~120V <i>no plug, round terminal</i>	AC200~240V <i>no plug, round terminal</i>	AC100~120V <i>no plug, round terminal</i>	AC200~240V <i>no plug, round terminal</i>
	Sterilize current	25~21A	12.5~10.5A	25~21A	12.5~10.5A
	Dry current	13.5A	8.0A	15.0A	9.0A
Weight		~113kg		~137kg	
Included items		2 pcs. stainless steel mesh basket (Dia.332 x D195.5mm) OSQ-90		3 pcs. stainless steel mesh basket (Dia.332 x D195.5mm) OSQ-90	
		Drain board x 1, drain bottle x 1, chemical indicator 1 set, filter x 1, droplet tray x 1			

Control Panel



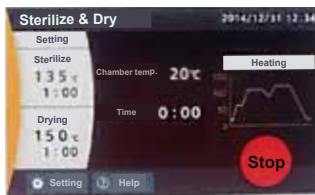
Instrument Sterilize Program



Instrument Sterilize operation




Sterilize & Dry Program



Sterilize & Dry operation

Optional items



Baskets and buckets

Product code	Model	Description
241099	OSQ-90	Mesh basket
241090	OSR-40	Mesh basket with 2 stacking fittings
241097	OSR-50	Mesh basket with 1 adjustable stainless steel perforated plate
241152	OSN14	Stainless bucket
Please specify when ordering main unit		Pressure gauge
		External alarm output terminal
		Temperature output terminal
		Time-up output terminal

Operation Mode

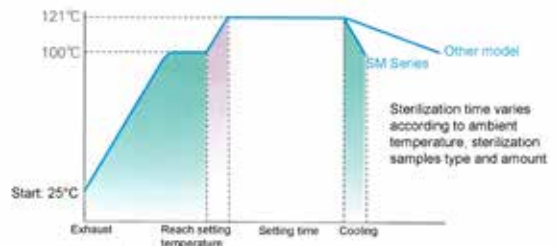
Mode	Name	Course
1	Instrument sterilize	Heat → sterilize → air purge
2	Fluid sterilize	Heat → sterilize → air purge
3	Sterilize & Retain temp.	Heat → sterilize → air purge → retain temp.
4	Liquefy & Retain temp.	Heat → liquefy → retain temp.
5	Instrument dry	Heat → air purge → cool
6	Sterilize & Dry	Heat → sterilize → air purge → drain → dry → cool

Low Height Sterilizer

Easy to lift samples up.



Standard Equipped with Cooling Fan



- Cooling fan starts after sterilization operation
- Cool down to safe temperature
- Time saving
- Optional between forced cooling and natural cooling

Front Door



- Front loading drain container
- Stainless steel drain container placed in front for easy access and drain water level can be monitored without opening door
- Drain valve located in front for quick access and operation